




# E500 LFP

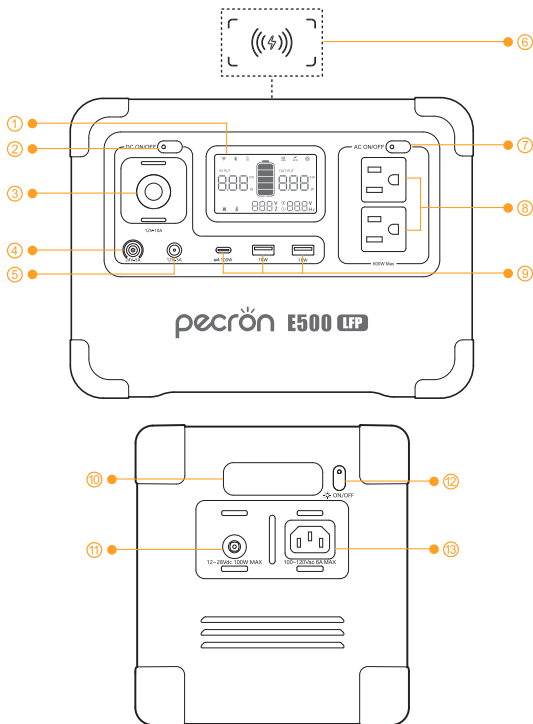


## USER MANUAL

Please read the user manual thoroughly before using








[support@pecron.com](mailto:support@pecron.com)

# FUNCTION INTRODUCTION










- |                              |                       |
|------------------------------|-----------------------|
| ① LCD Display                | ⑧ AC 100V~120V Output |
| ② DC 12V/USB/Wireless Switch | ⑨ USB-A/USB-C Ports   |
| ③ DC12V Cigar Output         | ⑩ LED Light           |
| ④ 5525 DC 24V Output         | ⑪ 5521 Car/PV Inport  |
| ⑤ 5525 DC 12V Output         | ⑫ Switch Of Light     |
| ⑥ Wireless Charger           | ⑬ AC 100V~120V Input  |
| ⑦ AC 100V~120V Switch        |                       |

# SPECIFICATIONS

 Capacity	576Wh(19.2V30Ah)	 Temperature	0°C~45°C/32°F~113°F (Charging) -20°C~45°C/-4°F~113°F (Discharging)
 Battery Type	LiFePO4 Battery Retain 80%+ Original Capacity At 3500 Cycles	 Dimension	L10*W6.8*H7.4 in L254*W172*H189 mm
 Charging Time	Charge to 80% in 60 minutes and 100% in 90 minutes	 Net Weight	Around 14 lb Around 6.75 Kg
 Protections	Over-Voltage,Overheat, Overload,Short-Circuit, Self-Recovery		

# OUTPUT SPECS

 AC Output *2	Pure sine wave 100V~120V Max 600W	 DC 5525 Output *1	DC 12V-5A
 USB-A *2	(5V,9V,12V, Max 18W)*2	 DC 5525 Output *1	DC 24V-5A
 USB-C *1	(5V,9V,12V,20V, Max 100W)*1	 Wireless Charger *1	Max 15W
 Cigar Port *1	DC 12V-10A		

# INPUT SPECS


 5521 *1	DC Charging (12V~28V) Max 100W	 AC INLET *1	AC 100V~120V 500W
--	--------------------------------------	---	----------------------

⚠ AC charge + 5521 DC charge charge can work together, but the charge power will be limited at max 500W.

# UPS SPECS

 AC 100V~120V Max 600W
--

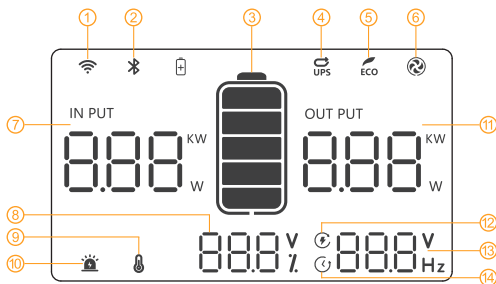
# HOW TO USE THE E500 LFP



- Long press to turn on/off the LED light, short press to switch the brightness of the LED light.
- Press and hold to turn on/off AC, short press to view voltage and frequency after turning on.
- Long press ON/OFF button to control DC/USB/Wireless output or short press to view battery voltage.

(Turn off the AC power when E500 LFP is not in use for a long time.)

## LCD SMART DISPLAY



- |                         |   |
|-------------------------|---|
| ①  Wireless Connection  | ⑦  888 KW<br>888 W AC/DC Input Wattage  |
| ②  Bluetooth Connection | ⑧  888 V Battery Volume(voltage)        |
| ③  Battery Level        | ⑨  Temperature Alarm                    |
| ④  UPS Function         | ⑩  Equipment Alarm                      |
| ⑤  ECO Mode             | ⑪  888 KW<br>888 W AC/DC Output Wattage |
| ⑥  Fan Working          | ⑫  Remaining Charging Time              |

⑬ 888<sup>V</sup><sub>Hz</sub> Remaining Hours Of Charge/Discharge

⑭  Remaining Use Time

## PACKING LIST

		
PECRON E500 LFP *1	AC Charging Cable *1	
		
Car Charging Cable *1	Accessories bag *1	User Instruction *1

## UPS FUNCTION

E500 LFP supports UPS function. While it's connected with AC mains power, the AC output is giving priority to using the mains power. When the external AC mains power is cut off suddenly, the AC output will switch to supply power from the battery pack of the power station within 8~20ms.

Note: Switching in 0ms is not available. Do not connect the product to devices that require switch in 0ms, such as servers and workstations. Please test and confirm compatibility in advance. We don't suggest to connect multiple devices at the same time to avoid overload. PECRON is not responsible for any equipment damage or data loss resulting from failure to follow instructions.

The max power is 600W under UPS function.



## ECO MODE

Long Press DC button + LED light button for 2 second, turn on/ turn off ECO mode. Under ECO mode, the AC charging power will be reduced to 50%. If there is no operation for 1 minute, the screen will automatically turn off. The power station will automatically shut down after 3 hours without any load.

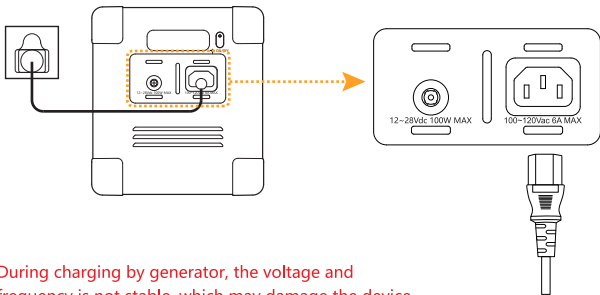
## APP FUNCTION


You can review product specifications, control it and set personalized features remotely while connecting with PECRON APP.

Please long press AC and DC switch together for 3s when you do first connection or connect with another unit. When the WIFI icon is flashing, the pairing model is working. Iphone user can search for PECRON APP at Apple store.


Android users can search for and download PECRON APP at Google Play.

## HOW TO CHARGE THE E500 LFP BY AC POWER



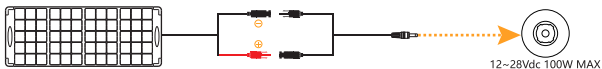
 During charging by generator, the voltage and frequency is not stable, which may damage the device.

## HOW TO CHARGE THE E500 LFP BY VEHICLE



## HOW TO CHARGE THE E500 LFP BY SOLAR PANEL

### Charge the E500 LFP with one solar panel



MC4 Solar Charging Cable \*1 (Note: Buy separately when you need.)

※ It is recommended to choose PECRON solar panels for optimal user experience!  
The VOC of a single solar panel should be less than 28V, and the VMP should be greater than 12V.

## FAQS

**Q1: What kind of battery is used in E500 LFP? How long it can last?**

A: E500 LFP utilizes high quality UL certified automotive LiFePO4 battery, it can retain 80% of its original capacity at 3500 complete charge cycles.

**Q2: What devices can E500 LFP power?**

A: Please note that the AC output port can only charge or power devices that operate at less than 600W. DC output port can only charge or power devices that operate at less than 12V-10A and 24V-5A.

**Q3: Can the E500 LFP be used as UPS?**

A: E500 LFP supports UPS function with an automatic switchover time of 8~20ms.

**Q4: How to calculate the E500 LFP running time?**

**A:** Running Time=

Total Capacity(576Wh) \* 0.85(Depth of Discharge)/Loading Power(Watts)

**Q5: Does E500 LFP have built-in MPPT charge controller?**

**A:** Yes, there is one independent built-in MPPT controller; "5521" port supports 12~28V(Max 100W) PV input.

**Q6: Can the E500 LFP be charged while discharging?**

**A:** Yes, It can be charged and discharged at the same time. Under the non-UPS state, if uninterrupted use is required, the average power of charging must be greater than the average power of electricity, otherwise the battery will eventually run out and shut down.

**Q7: How to store the E500 LFP?**

**A:** Please turn off the unit and then store it in a dry, ventilated place at normal room temperature. Do not place this unit near water sources or a wet/moist environment. For long-term storage, it is recommended to discharge the battery to 30% every three months and recharge it to 60% to sustain the battery life.

**Q8: Other issues to be noted.**

**A:** Pay attention to the point that the product is without waterproof function and prevent water getting into it.

Pay attention to ventilation and heat dissipation when using, and keep good ventilation at the air inlet and outlet of the product.

Do not use the product in special occasions (under the mine, gas station, etc.)

## DISCLAIMER

Please read the user manual thoroughly before using this product, and keep this manual in a safe place for future reference. Failure to follow the instructions for proper set up, use, and care for the device can increase the risk of serious personal injury, death, or property damage. Once you use this device, you are deemed to have understood, recognized and accepted all terms and contents of this document. The user shall be responsible for his own actions and all consequences arising from failure to use the device in accordance with the "User Manual" , or as authorized in PECRON's current product literature.

In compliance with laws and regulations, PECRON reserves all rights for final explanation, and to change these terms and conditions at any time without prior notice. In the event that any revisions are made, the revised terms and conditions shall be posted on our website immediately, please visit our website to inform yourself of any changes.

## WARNING

- 1、 Do not place the device near heat source, such as a fire or a heating furnace.
- 2、 Do not immerse in any liquid, or expose the unit to rain or wet conditions.
- 3、 Do not use the battery in a strong static electricity or electromagnetic environment.
- 4、 Do not disassemble or puncture the product with sharp objects in any way.
- 5、 Short circuits can be caused by: vermin or pests chewing through wires; water or other fluids coming into contact with electrical wiring.
- 6、 It's prohibited to be used as car jump starter, only can be used to charge the car battery.
- 7、 Do not use accessories or parts other than those provided by PECRON. Please visit our website [www.pecron.com](http://www.pecron.com) or reach our support team for a complete list of accessories and parts.
- 8、 When using this product, please strictly follow the ambient temperature for use in the user manual. If the temperature is too high, the battery can potentially result in self-combustion and will burst into flames, which can cause widespread damage. If the temperature is too low, the performance of the battery will be seriously degraded, and it may even fail to meet the normal use requirements.
- 9、 Do not stack heavy objects on this product.
- 10、 Do not block the air vents during use, or leave the device in a non-ventilated or dusty space.
- 11、 Please avoid impacts, fall off, and violent vibration. Please turn off the device immediately and stop using it in the event of major exterior impact. Please fasten the unit firmly during transportation to avoid vibration and impact.
- 12、 In the event of immersing the device into the water accidentally, please place the unit in a safe open area and keep away from the unit until it is completely dry. The dried unit should not be reused and should be disposed of properly according to the local regulation. If the device catches fire, use the fire extinguishing equipment in the following recommended order: water or mist, sand, fire blanket, dry chemical, carbon dioxide fire extinguisher.
- 13、 Please wipe it with a dry cloth to clean the surface of the device.
- 14、 Please place this device with care to prevent the product from being damaged due to fall off. If the product is damaged due to fall off, please turn off the unit immediately and place it in an open area, keep away from combustibles and crowds, and dispose of in accordance with local laws and regulations.
- 15、 Please store this device in a place out of reach of children and pets.

## DISPOSAL

- 1、 When conditions permit, please be sure to completely discharge the battery of this product, and then put the product in the designated battery recycling box. This product contains batteries. Batteries are dangerous chemicals and are strictly prohibited from being disposed of in ordinary trash. For details, please follow local laws and regulations on battery recycling and disposal.
- 2、 If the battery cannot be completely discharged due to the failure of the product itself, please do not dispose of the battery directly in the battery recycling box, and contact a professional battery recycling company for further disposal.
- 3、 The battery will not be able to start after being over-discharged, please dispose of it according to the principle of disposal.

## EXCLUSIONS

PECRON' s warranty does not apply to:

Misused, abused, modified, damaged by accident, or used for anything other than normal consumer use as authorized in PECRON' s current product literature.

**CUSTOMER SUPPORT: [support@pecron.com](mailto:support@pecron.com)**

WEBSITE: [www.pecron.com](http://www.pecron.com)



**POWER IT POSSIBLE**

[www.pecron.com](http://www.pecron.com)